



Giggles Foundation

Giggles Foundation

Giggles Foundation

सेवा में,

Giggles Foundation

1516, 3rd floor, Wazir Nagar
Kotla Mubarakpur,
New Delhi - 110003

महोदय,

मैरा नाम निशा सिंह है, हम प्रतापगढ़ उत्तर प्रदेश के रहने वाले हैं, हमारी बेटी का नाम अरपिता सिंह है जो कि 2 साल की है और उसे दोनों आँखों में कैंसर है, हमारी बच्ची का इलाज दिल्ली के AllMS अस्पताल में चल रहा है डॉक्टर ने बताया है कि बच्ची को जल्द से जल्द इलाज की जरूरत है जिसका खर्चा बहुत ज्यादा है। हमारे पास पहले खेती करते थे लेकिन पिछले 5-6 सालों से हमारे पास पति चल रहा है, हमारे अरपिता के अलावा 4 और बच्चे हैं, हमारे घर में कोई भी कमाई का जरिया नहीं है जिससे की हम अपनी बच्ची के इलाज में ऊँह कर जाए, हम बहुत मुश्किल से अपने घर का गुजारा कर रहे थे लेकिन हम अपनी बच्ची का इलाज करने में आरम्भ है हमारा आपसे विनती है कृपया हमारा मदद करें !

For GIGGLES FOUNDATION

Maolin Jena

or

धन्यवाद

नीशा



भारत सरकार
Government of India



Download Date: 25/05/2023



नीशा सिंह
Nisha Singh
जन्म तिथि / DOB : 01/01/1982
महिला / FEMALE

Issue Date: 25/05/2023

2561 9511 2970

मेरा आधार, मेरी पहचान

**Dr. Rajendra Prasad Centre for Ophthalmic Sciences
All India Institute of Medical Sciences, New Delhi-110029**

Name ARPITA Age/Sex 2/F UHID 108098760 Ht/Wt 150/45 CR.No. 108098760

ASA Grade: 1 2 3 4 5 E	Diagnosis	Procedure	Mobile No.
------------------------	-----------	-----------	------------

Significant history/ medication:

④ birth & development

child has active VKH at present

Prematurity: Yes/No

Post gestational age:

Cyanosis / apnoea:

Previous Anaesthesia Exposure & its complications:

Congenital Anomalies/Syndrome:

(N) Paediatric auro

Airway examination: Mouth opening:

Mallampati Class

Teeth

Tongue

Neck movements

Retrognathia

High arched/cleft palate

Tonsils

Intubation: simple / difficult

Nasal discharge (+)
Nasal crusting (+)

Respiratory System:

Resp. Rate

Auscultation

Cardiovascular System:

Pulse rate/ Heart rate

Heart Sounds

Murmur

Any Significant finding

Preop.SpO₂

IV access: Easy / Difficult

Nervous System: MR / Delayed mile stones / CP / Seizures

Musculoskeletal system examination: head holding / difficulty in walking/ climbing stairs/ doing every day tasks

Investigations: HB

RFT

LFT

TFT

X-Ray Chest

ECG

ECHO

CT Brain

MRI

CT Brain

Kindly get ped's consultation & opening VRTI before postg for ENT.

ब. रो. वि. कार्ड
O.P.D. Card
डा. राजेन्द्र प्रसाद नेत्र विज्ञान केन्द्र
अ. भा. आयु. सं., नई दिल्ली-110029



अनुभाग व दिन Section and Day बुधवार व शनिवार Wednesday & Saturday	VI
--	----

कमरा नंबर
Cabin No.

R. P. Centre (Eye Centre)	
UHID: 108098760	General
Dept. No.: 20250050013768	Date: 12/02/2025
Clinic. No.: 2025/RB/37	₹0
ARPITA SINGH	Retinoblastoma Dr. SR/JR
W/O: MADAN SINGH	RB -VI- R.142B
2Y/F	Unit-VI
	Room No.: 142
Address: dhama sadar jila allahabad, UTTAR PRADESH, INDIA	
Mobile 8459368672	

ग टंडन का एकक
ika Tandon's Unit

आयु Age	पता Address
------------	----------------

दिनांक DATE	निदान DIAGNOSIS	उपचार Treatment

Handwritten notes in the table:

- Left eye (RE): Extra-scleral extension
- Right eye (LE): Heterogeneous mass at post pole @ optic disc w/ spikes & calcifications
- USG: Entire vitreous cavity mass filled w/ high spikes & calcifications

कृपया इस कार्ड को सुरक्षित रखें तथा अस्पताल में दिखाने के समय हर वक्त साथ लायें।

Kindly keep this Card safely and bring it on your follow-up visits.

1. धूम्रपान निषेध
2. कूड़ा कर्कट केवल कूड़ेदान में ही डालें
3. थूकिये नहीं
1. No Smoking
2. Use Dustbin
3. No Spitting

दिनांक - Date

उपचार - Treatment

सोमवार
(53) Monday . NRC at 9am c MRT Reports

Wait for EVA
 Temp Tunders 16

Thurs day
 18/2/25
 7m from
 NPO 10+12 asked
 8:00 AM

Giggles Foundation

Giggles Foundation

Giggles Foundation

Date EVA = ~~10/03/25~~
 for 11/03/25

11/3/25

BE

EVA cancelled in VRTI,

Flu c peds consultation report to onco clinic at
 2pm on Monday/Thursday

18/2/25
 (1) extra myelin (3)
 mild bleed

(62) - Patch TE
 Flu on Tuesday + Flu

नेत्र ईश्वरीय सर्वश्रेष्ठ उपहार है जिनका मनुष्य जीवन में दान करना परमश्रेष्ठ है।
 इनकी पूर्ण रक्षा कीजिए ताकि ये अपनी रक्षा कर सकें।

Eyes are God's most precious gift to man kind and eye donation is the most noble deed.
 Take full care of them so that they can take care of you.

ब. रो. वि. कार्ड O.P.D. Card

डा. राजेन्द्र प्रसाद नेत्र विज्ञान केन्द्र
अ. भा. आयु. सं., नई दिल्ली-110029

Dr. Rajendra Prasad Centre for Ophthalmic Sciences
A.I.I.M.S., New Delhi-110029



नेत्र अमृत्यु उपहार है
जो आप ही दे सकते हैं

अनुभाग व दिन
Section and Day VI
बुधवार व शनिवार
Wednesday & Saturday

कमरा नंबर
Cabin No.

यू.एच.आई.डी. संख्या

UHID No. 108094760

आचार्य राधिका टंडन का एकक

Prof. Radhika Tandon's Unit

रोगी का नाम Name of the Patient	पुत्र/पुत्री/पत्नी S/D/W	लिंग Sex	आयु Age	पता Address
Arpita	Madan	F	2y	
दिनांक DATE	निदान DIAGNOSIS			

उपचार Treatment

17/2/25

C/O/WSR Radiology Unit-6 NRC

(RE) ON → Intracocular part minimal enhancement 1-2 mm
 Rest ON Normal
 (LE) Optic N. → ONH enhanced
 Rest ON → No thickening
 No enhancement
 (RE) RB = Breach in coat in Anterolateral Region
 Tumor in Preseptal Region
 Large mass reaching upto retrolental region
 Coats Not Breached
 No pineal region inv

कृपया इस कार्ड को सुरक्षित रखें तथा अस्पताल में दिखाने के समय हर वक्त साथ लायें।

Kindly keep this Card safely and bring it on your follow-up visits.

- धूम्रपान निषेध 1. No Smoking
- कूड़ा कर्कट केवल कूड़ेदान में ही डालें 2. Use Dustbin
- थूकिये नहीं 3. No Spitting

VI RB/37/25

ब. रो. वि. कार्ड
O.P.D. Card

दृष्टि

अनुभाग व दिन
Section and Day II
बुधवार व शनिवार
& Saturday

कमरा नंबर
Cabin No.

डा. राजेश प्रसाद नेत्र चिकित्सक
अ. भा.
Dr. Rajesh
A.I.I.M.S.
यू.एच.ओ.
UHID

ARPITA SINGH

W/O MADAN SINGH
2Y 1M 18D / F
dhema sadar jila allahabad, UTTAR
PRADESH, INDIA
Mob: 8459368672
New Patient

General Rs. 0

संख्या / Queue 17
कमरा / Room: 1
Unit-II
RPC OPD
Dr. Parijat Chandra
WED, SAT
बुध, शनि
Registration time:
01/02/2025 09:16:13 AM

पता
Address

दिनांक DATE	निदान DIAGNOSIS	उपचार Treatment
		<div>⑫ Proptosis</div> <div>① Leucocytosis</div> <div>②7 USG Rt for PSC</div> <div>③ PRC</div> <div>④ RT chanc regression</div> <div>⑤ MRI brain & orbit E contrast.</div> <div>⑥ parietal osteoma for metastatic</div>

कृपया इस कार्ड को सुरक्षित रखें तथा अस्पताल में दिखाने के समय हर वक्त साथ लायें।
Kindly keep this Card safely and bring it on your follow-up visits.

1. धूम्रपान निषेध
1. No Smoking

2. कूड़ा कर्कट केवल कूड़ेदान में ही डालें
2. Use Dustbin

3. थूकिये नहीं
3. No Spitting

Mondez 58 10.00 AM for PRC
RAC. 208, 209, 210.1
OPD
Dr. Rajesh

दिनांक - Date

उपचार - Treatment

(BR)

USG for PSE



(R) large intracranial mass c
few spikes of calcification
s/o RB c

(L) large intracranial mass c
high amplitude spikes
s/o calcification

7. EORR c / ONH involvement

नेत्र ईश्वरीय सर्वश्रेष्ठ उपहार है जिनका मनुष्य जीवन में दान करना परमश्रेष्ठ है।
इनकी पूर्ण रक्षा कीजिए ताकि ये अपनी रक्षा कर सकें।

Eyes are God's most precious gift to man kind and eye donation is the most noble deed.
Take full care of them so that they can take care of you.

Phone ISSUO



अ० भा० आ० सं० अस्पताल / A.I.I.M.S. HOSPITAL

बहिरंग रोगी विभाग / Out Patient Department

अस्पताल के अन्दर धूम्रपान मना है। / SMOKING IS PROHIBITED IN HOSPITAL PREMISES



OPR-6

बाल चिकित्सा विभाग
UHID: 108098760
ABHA: kamleshbhadur1984@abdm
Dept No: 20250030004257

कमरा / Room C-211
Queue / संख्या F20
Unit-III, Paediatric.

सं० रोगी पंजीकृत सं० / O.P.D. Regn. No.

पता / Address

ARPITA SINGH

W/O MADAN SINGH
2Y 2M 22D / F (महिला)
dhema-sadar jila allahabad, UTTAR
PRADESH, INDIA
Ph: 8459368672
Follow Up Patient

General Rs. 0

बुध, शनि, Wed, Sat (बुध, शनि)

Reporting: 08:52:41
05/03/2025

निदान / Diagnosis

B/L RB

दिनांक / Date

उपचार / Treatment

Adm

MV

8/3/2025

TO

ARUNA BHAR

Kindly allow the patient to stay
here as they cannot arrange accomodation
as 3 month child is on chemotherapy



डॉ० जगदीश प्रसाद मीना
Dr. Jagdish Prasad Meena

अपर आचार्य / Additional Professor
बालरोग चिकित्सा विभाग / Dept. of Pediatrics
भ. भा. ज. सं. नई दिल्ली-29/A.I.I.M.S., New Delhi-29



प्रधानमंत्री जन आरोग्य योजना
(pmjay.gov.in)

CLEAN AND GREEN AIIMS / एम्स का यही संकल्प, स्वच्छता से काया कल्प

अंगदान-जीवन का बहुमूल्य उपहार / ORGAN DONATION - A GIFT OF LIFE

O.R.B.O., AIIMS, 26588360, 26593444, www.orbo.org Helpline - 1060 (24 hrs service)



मेरा अस्पताल
My Hospital
meraaspatal.nhp.gov.in

बाल चिकित्सा विभाग
UHD: 108098760
Queue / संख्या F21
Dept No: 20250030004257
Unit-III, Paediatric
ARPITA SINGH
W/O MADAN SINGH
2Y 2M 25D / F/(महिला)
dhema sadar jila allahabad, UTTAR
PRADESH, INDIA
Ph: 8459368672 General Rs. 0
Follow Up Patient Reporting: 08:39:52
08/03/2025

15/04

To Apna ghar

Kindly provide accomodation for patient

→ for on 12/3/25 = CBC / RFT / LFT





शरीरमार्गं खलु वर्मसायनम्

डा. बी. आर. अम्बेडकर संस्थान रोटरी कैंसर अस्पताल
Dr. B.R. Ambedkar Institute Rotary Cancer Hospital

OPR-6

हार्ड्स

एकक/Unit

विभाग/Dept.

नाम/

DR. B.R.A. IRCH, AIIMS, NEW DELHI

IRCH No. 338459

Clinic Radiotherapy Evaluation

Deptt. RADIATION ONCOLOGY
General

Reg. Date-17/02/2025

Clinic No. 2025/131732



O.P.D. Regn. No.

(RT-131732)

नाम

Name ARPITA SINGH

W/O- MADAN SINGH

Phone No. 8459368672

Address dhema sadar jila allahabad, UTTAR PRADESH, INDIA

UHID-108098760

Sex/Age F/2Y

Room 13 (Shift Morning)

जन्म तिथि/Date of Birth

निदान/Diagnosis

दिनांक/Date

17/2/25

B/L(RB) → (R) EORB
① IORRB(?) → s/p 10 VEC
उपचार/Treatment

Adm: ① r/w RT- opd after (R) Eye examination
(Mon - 13)
(Thu - 59)

अंगदान-जीवन का बहुमूल्य उपहार/ORGAN DONATION - A GIFT OF LIFE

O.R.B.O., AIIMS, 26588360, 26593444, www.orbo.org Helpline - 1060 (24 hrs service)

बाहर से आने वाले रोगियों के लिए धर्मशाला की सुविधा उपलब्ध है/Dharamshala facility is available for outstation patients



अखिल भारतीय आयुर्विज्ञान संस्थान, नई दिल्ली
All India Institute Of Medical Sciences, New Delhi

UHID: 108098760
Patient Name : Mrs ARPITA SINGH
Age : 2Y 3m
Lab Name: Dept of Laboratory Medicine
Reg Date : 29-Mar-2025 19:08 PM
Recommended By: Dr. Rakesh Yadav
Sample Details : LH29032501396

Sex : Female
Sample Received Date : 29-Mar-2025 19:08 PM
Department : Paediatrics
Lab Sub Centre: Smart Lab New OPD Block
Sample Collection Date: 29-Mar-2025 15:55 PM
Lab Reference No: 2515543601

Sample Type : Whole Blood

Report

HEMATOLOGY

Test Name (Methodology)

Result

UOM

Reference

Hb (SLS-photometry)	7.90	g/dL	11.0 - 14.0
Hematocrit (Direct Measure)	24.60	%	34 - 40
RBC count (Impedance)	2.96	$10^6/\mu\text{L}$	4.0 - 5.2
WBC count (Fluo. flow cytometry)	4.23	$10^3/\mu\text{L}$	5.0 - 15.0
Platelet count (Impedance)	54.00	$10^3/\mu\text{L}$	200 - 490
MCV (Calculated)	83.10	fL	75 - 87
MCH (Calculated)	26.70	pg	24 - 30
MCHC (Calculated)	32.10	g/dL	31 - 37
RDW-CV (Calculated)	16.90	%	11.6 - 14
Neutro (Fluo. flow cytometry)	0.70	%	30-60%
Lympho (Fluo. flow cytometry)	90.30	%	29-65%
Eosino (Fluo. flow cytometry)	2.40	%	1-4%
Mono (Fluo. flow cytometry)	6.60	%	2-10%
Baso (Fluo. flow cytometry)	0.00	%	0-1%
NRBC	0	%	
Neutro - Abs (Calculated)	0.03	$10^3/\mu\text{L}$	1.5-8.0
Lympho- Abs (Calculated)	3.82	$10^3/\mu\text{L}$	6.0-9.0
Eosino - Abs (Calculated)	0.10	$10^3/\mu\text{L}$	0.1 - 1.0
Mono - Abs (Calculated)	0.28	$10^3/\mu\text{L}$	0.2 - 1.0
Baso - Abs (Calculated)	0.00	$10^3/\mu\text{L}$	0.02 - 0.1

Remarks: Pancytopenia with severe neutropenia. Advice: 1. Iron, vit b12, folate studies. 2. Viral workup.
Kindly correlate clinically with drug/therapeutic history.

-----End of Report-----

Dr. Sudip Kumar Datta
(MD Biochemistry)

Dr. Tushar Sehgal
(DM Hematopathology)

Dr. Suneeta Meena
(MD Microbiology)

Dr Chandan Mishra MD (Lab
Medicine)
29-Mar-2025 19:24



अ० भा० आ० सं० अस्पताल / A.I.I.M.S. HOSPITAL

बहिरंग रोगी विभाग / Out Patient Department

अस्पताल के अन्दर धूम्रपान मना है। / SMOKING IS PROHIBITED IN HOSPITAL PREMISES



बाल चिकित्सा विभाग

UHID: 108098760



Dept No: 20250030004257

ARPITA SINGH

W/O MADAN SINGH
2Y 2M 29D / F (महिला)

dhema sadar jila allahabad, UTTAR
PRADESH, INDIA
Ph: 8459368672
Follow Up Patient

General Rs. 0

कमरा / Room

C-211

Queue /
संख्या

F14

Unit-III, Paediatric.

बुध, शनि, Wed, Sat (बुध, शनि)



Reporting: 08:42:24
12/03/2025

ब०रो०वि० पंजीकृत सं०/O.P

आयु
Age

OPR-6

LH18032500907

108098760



LC1803251360

108098760



ARPITASINGH

निदान/Diagnosis

दिनांक/Date

उपचार/Treatment

10.9.25

from 19/3/25

= CBC / RFT / LFT

Dr. Rema

Dr. Pedonco



Dr. REMA KURADE
Senior Resident
DM Pediatric Oncology
Department of Pediatrics
AIIMS, New Delhi-110029



PM-JAY
प्रधानमंत्री जन आरोग्य योजना
(pmjay.gov.in)

CLEAN AND GREEN AIIMS / एम्स का यही संकल्प, स्वच्छता से काया कल्प

अंगदान-जीवन का बहुमूल्य उपहार / ORGAN DONATION - A GIFT OF LIFE

O.R.B.O., AIIMS, 26588360, 26593444, www.orbo.org Helpline - 1060 (24 hrs service)



My Hospital
meraaspatal.nhp.gov.in



अखिल भारतीय आयुर्विज्ञान संस्थान, नई दिल्ली-110029
ALL INDIA INSTITUTE OF MEDICAL SCIENCES, NEW DELHI -110029

(REVISIT)

आपातकालीन विभाग



(DEPT. OF EMERGENCY MEDICINE)

UHID No:108098760

आपातकालीन नं. (Emergency No): 2025/030/0032128

दिनांक DATE: 24/03/2025

समय TIME: 06:56:14 PM

NON-MLC

नाम NAME: MRS ARPITA SINGH

आयु AGE : 2 years 3 months 10 days

लिंग /SEX : F

W/O : MADAN SINGH

पता ADDRESS:

मकान संख्या H.NO:

dhema sadar jila allahabad

गली / मुहल्ला STREET/MOH:

शहर/प्रखंड CITY/BLOCK:

पिन PIN:

राज्य STATE:

UTTAR PRADESH

दूरभाष सं. PHONE NO:

8459368672

मोबाइल MOBILE NO:

8459368672

स्थान Location:

Paediatrics Emergency

द्वारा BROUGHT BY: Relative : FATHER

Criticality: Red / Yellow / Green

Triage: Responsive/
Unresponsive

HR

/min

BP

mmHg RR

/min

spO2

%

Shifted to Paeds/ Main/ New Emergency

Presenting Complaints

Primary Assessment (ABCDE) : Assessment Pentagon

Airway

Open & stable : Yes/No
If No.....

Breathing: RR 30/min

Efforts: Normal/Poor/increased

Auscultation:

Air entry:

Normal/poor/Differential

Added sounds:

None/Stridor/Wheeze/Crackles

SpO2 on Room air: 96% RA

wt - 10.8 kg

Circulation

HR: 160/min

CFT: 2.3 secs.

BP: mmHg

Peripheral pulse: Poor/Good

Central pulse: Poor/Good

Skin temp: Warm/cool

Others

Local Exam - B/L LL swelling
till knee Jt
erythema
warm, tenderness
clear fluid filled vesicles
over front aspect of L/L calf

Disability

GCS: 15/15

Pupil size: /min

Pupillary Reactions:

Motor activity:

Normal & Symmetrical/

Asymmetrical/

Posturing/Flaccidity/Seizure

Blood Sugar: mg/dl

Exposure: 97% RA

Temp: /

Colour: Normal/pallor/cyanosis/
mottled

Any other skin lesions:

Diagnosis

9:30 AM
Ib - VRS / CRI / LFT / RET / LK /
Bladder /
UG Local
Dermatology review
Paeds and Nephro

Augmentin 300mg IV only
PM 150mg IV stat

24/3/25

C/SIB

rds onco

SR on
C2LV

11pm

Aspirin / 2yr / ch

Asis: Bil RB / post cycle @ HDO
 [L] + ORB [1913-2013]
 [R] + ORB



~ fever high go up to 101.4 x 3
 Bil calf swelling & redness

induration x 3
 ↓
 vesicular eruptions

over

Giggles Foundation

Giggles Foundation

Giggles Foundation

Exam
vitals - stable

oral cavity - NAD

local
 exam ~ tense, symmetrical
 Bil calf swelling
 & overlying skin

erythema, vesicular eruptions

local
 temp ~ cold to touch
 distal
 pulses - palpable

Joints

Bil knee
 and ankle

~ no ROM /
 swelling

Systemic - (no)

एम.आर.-3 जनरल हिस्टरी

M.R.- 3 General History

अखिल भारतीय आयुर्विज्ञान संस्थान, नई दिल्ली-110029

ALL INDIA INSTITUTE OF MEDICAL SCIENCES, NEW DELHI-110029

नाम
Name

उम्र
Age

सर्विस
Service

दिनांक
Date

यू.एच.आई.डी. नं.
UHID No.

Aspita

24/1/20

24/3/25

108098760

प्रोफेसर इंचार्ज
Professor I/C

Notes written by

CLINICAL NOTES

[once SR]

↓

counts 9.5

2213/25

14,300

11,400

1.65/20

~ on USS support

UBC lactate - 1.2

USS Bih lower limbs

increased echogenicity in scrot in Bih legs & inflammatory changes

Advise and plan

① ilio impending fr


↓

Stop Augmentin

Start inj. 20540 R000 in 105

inj. 7810 PHANIN 100mg in 12hrly x 31014

PHYSICAL EXAMINATION				
Temp.	Pulse	Resp.	B.P.	Weight
① 715 q 24hrly				
② 715 CPK-MB				
Pediatric Dermatology consult				
③ Jyp PCM 6ml x 10 qid (125mg 15ml)				
④ Onco SR will review				



DR. NIKITA
Senior Resident
Paediatric Oncology
Dept. of Paediatrics
All India Institute of Medical Sciences
New Delhi- 110029

विकिरण नैदानिक विभाग

अ० भा० आ० सं०, नई दिल्ली-११००२६
DEPARTMENT OF RADIODIAGNOSIS
A.I.I.M.S., NEW DELHI - 110029

PLAIN X-RAY/CONTRAST STUDIES REQUISITION FORM

Name : Nayita Singh Age/Sex : 24 M Ref. Deptt./Unit : (3) Date : 24/3/25
 Indoor (Bed No.) / Outdoor / Casualty : 241404 UHID No. : LMP :

Examination Required :

Clinical History and Examination :

B/L AB c Mon 24 :: 19/3-
20/3



Giggles Foundation

Giggles Foundation

Giggles Foundation

Clinical / Working Diagnosis :

Blood Urea / S. Creatinine :
 Any h / o allergy or asthma :
 (for IVU patients only) :

fever x 2 d
B/L lower limb tense swelling
& vesicular eruptions

Signature of Referring Physician / Date :

Consent :

I hereby give consent for the performance of any diagnostic or therapeutic radiological procedure with or without the use of contrast injection and / or sedation. The associated complications and risks have been explained to me.

Signature of Patient / Date :

USG local area - B/L lower limb
tissue cellulitis

Your appointment is on :

Room No. :

Time Slot : 8:30 9:00 9:30 10:00 10:30 11:00 11:30 12:00 12:30

X- Ray No. :

Size / No. of Films

Date :

Kvp/mAS:

Sign. of Radiographer :

Nitin
DR. NIKITA JAKHAR
 Senior Resident
 Paediatric Oncology
 Deptt. of Paediatrics
 All India Institute of Medical Sciences
 New Delhi- 110029

P.T.O.

24/3/25

Report :

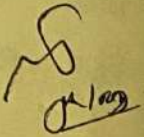
Ble Cfr
sfv
n

Ble u out son

- ② wall to wall compressibility
- no echogenic foci within
- ② clear fluid

There is increased echogenicity of the presutaneous fat in ble legs, likely
inflammatory changes

Sign. of Radiologist / Date :



एम.आर.-5 डाक्टर आर्डर
M.R.- 5 Doctors Orders

अखिल भारतीय आयुर्विज्ञान संस्थान, नई दिल्ली-110029
ALL INDIA INSTITUTE OF MEDICAL SCIENCES, NEW DELHI-110029

Initial all orders Cancel by crossing through and initaling Rewrite all orders when turning over and after major operations. Sister should sign in the column provided when the order is transferred to the treatment books.

नाम Name	उम्र Age	लिंग Sex	वैवाहिक स्थिति Marital Status	यू.एच.आई.डी. नं. UHID No.
Aurpita	2yr 3mo	F.		
सर्विस/Service	वार्ड/Ward	बेड/Bed	व्यवसाय/Occupation	धर्म/Religion
Date Order	Date Cancellation	Doctor's orders with signature		The sister's signature with date
		<p>Q/sr Dr. Arun SR/SR. (Dr. Purnima/Dr. Nelli)</p> <p>TD = 2 days</p> <p>O/p all ill defined erythema & overlapping grouped vesicle on b/c leg & dorsum of feet</p> <p>K/c/o - Rheumatoma on chemotherapy (Vincristine + Etoposide)</p> <p>1st cycle - 7/2/25 - 8/2/25</p> <p>2nd " - 19/3/25 - 20/3/25</p> <p>N/o fever since 22/3/25.</p> <p>↳ erythema & swelling of b/c legs since 2 days.</p> <p>Ass:- ? Neutrophilic Sweet's</p> <p>on D₂ of Augmentin</p> <p><u>Advice</u></p> <p>1) look look for danger sign</p> <p>2) Cont. Augmentin (400/5ml) 2.5ml BD</p> <p>3) Documentation of fever</p> <p>Remain in OPD & report</p> <p>(3rd floor - A wing)</p> <p>Nelli SR.</p>		
True cbc, Hb c/s from vesicle.				

DOCTORS ORDER

Initial all orders Cancel by crossing through and initaling Rewrite all orders when turning over and after major operations. Sister should sign in the column provided when the order is transferred to the treatment books.

Date Order	Date Cancellation	Doctor's orders with signature	The sister's signature with date
7 AM	25/3/25	<p>• NO fever spikes overnight</p> <p>• dermat opinion [CIDW SA on cell]</p> <p>~ neutrophilic sweet syndrome [? Acet induced]</p> <p><u>Advise</u></p> <p>① TIC 2054N/TELORANIN on ambulatory basis</p> <p>② Mometasone cream 2A BD x 1 week</p> <p>③ PIV @ DAYCARE MCB - TIS skin scraping from vesicle.</p>	<p>30</p> <p>9 AM He-97</p> <p>Sp, 97</p> <p>Dep-98</p> <p>9/5-10</p> <p>O/C for Puopd</p>

DR. NIKI KUMAR
Senior Resident
Paediatric Oncology
Dept. of Paediatrics
All India Institute of Medical Sciences
New Delhi- 110029



अखिल भारतीय आयुर्विज्ञान संस्थान, नई दिल्ली-110029
 ALL INDIA INSTITUTE OF MEDICAL SCIENCES, NEW DELHI -110029
 आपातकालीन विभाग

(REVISIT)



UHID No:108098760

(DEPT. OF EMERGENCY MEDICINE)

आपातकालीन नं. (Emergency No): 2025/030/0031138

दिनांक DATE: 22/03/2025

समय TIME: 12:00:14 PM

NON-MLC

नाम NAME: MRS ARPITA SINGH

आयु AGE: 2 years 3 months 8 days

लिंग /SEX: F

W/O: MADAN SINGH

पता ADDRESS:

मकान संख्या H.NO:

dhema sadar jila allahabad

गली / सुहल्ला STREET/MOH:

शहर/प्रखंड CITY/BLOCK:

पिन PIN:

राज्य STATE:

UTTAR PRADESH

दूरभाष सं. PHONE NO:

8459368672

मोबाइल MOBILE NO:

8459368672

स्थान Location:

Paediatrics Emergency

द्वारा BROUGHT BY: Relative :

Criticality: Red / Yellow / Green

Triage: Responsive/
Unresponsive

HR 150 /min

BP 114/66 mmHg RR

/min spO2 100 %

Shifted to Paeds/ Main/ New Emergency

Presenting Complaints

BL RB \leftarrow (R) TORB
 \leftarrow (L) TORB
 No fever + ~~not~~ today
 Used oral acceptance x today.

Received vec
 on 19/3/25
 20/3/25

Primary Assessment (ABCDE) : Assessment Pentagon

Giggles Foundation

Giggles Foundation

Giggles Foundation

Air way	Circulation	Disability
Open & stable : Yes/No If No.....	HR...../min	GCS.....
Breathing: RR/min	CFT.....secs.	Pupil size...../min
Efforts: Normal/Poor/increased	BP.....mmHg	Pupillary Reactions.....
Auscultation:	Peripheral pulse: Poor/Good	Motor activity:
Air entry:	Central pulse: Poor/Good	Normal & Symmetrical/ Asymmetrical/
Normal/poor/Differential	Skin temp: Warm/cool	Posturing/Flaccidity/Seizure
Added sounds:	Others	Blood Sugar.....mg/dl
None/Stridor/Wheeze/Crackles		Exposure:
SpO2 on Room air.....		Temp.....
		Colour: Normal/pallor/cyanosis/ mottled
		Any other skin lesions.....

Diagnosis D:- PLEO RB BL \rightarrow Fever \rightarrow not fever

for
 CBC, VBG
 Blood Cls
 1) 200mg Piptaz 1g IV TDS
 2) 200mg Amikacin 150mg IV OD
 3) 200mg PCM 150mg IV stat
 4) 40ml/hr (10%)
 5) 100:100

Giggles Foundation


Giggles Foundation

Giggles Foundation

5) Paeds once to show.

2:30 pm

Syp Potklor (20meq/15ml) 5mls PO BD.



Admission

22/3/25
4pm.

C/S/B Paeds once SR

(R) EORB / (L) IORB | Post 2nd HDCEV

2nd HDCEV → R/B - 20/3/25.

Fever x 1 episode 101-7°F.

NO focus of infection

O/E Abdomen

O/I $K^+ = 2.85$.

Giggles Foundation

HR = 120/min
RR = 30/min

Giggles Foundation

Wt = 11.1
14,300
9.5 / 11,400 / 1.65L

Giggles Foundation

Chest clear

I/A (N) soft

GLS 15/15.

Sw: Non Neutropenic
fever

? USF
? viral.

(Wt = 10.5 kg)
Plan

(*)

(6) Syp Potklor
(15ml/20meq)

5ml BD x 3 days.

(*) (1) Syp AUGMENTIN (5ml/450mg)

2.5ml BD x 5 days

(2) Syp PCM (5ml/250mg) 3ml


808

(3) Syp Gmet (5ml/20mg)

5ml TDS x 3 days

(4) T/C GLS

(5) NV 26/3/25 i CBC/UR/RAI





अखिल भारतीय आयुर्विज्ञान संस्थान, नई दिल्ली-110029
ALL INDIA INSTITUTE OF MEDICAL SCIENCES, NEW DELHI -110029
आपातकालीन विभाग

(REVISIT)



UHID No:108098760

(DEPT. OF EMERGENCY MEDICINE)

आपातकालीन नं. (Emergency No): 2025/030/0017226

दिनांक DATE: 17/02/2025

समय TIME: 12:03:45 PM

NON-MLC

नाम NAME: MRS ARPITA singh

W/O : MADAN SINGH

आयु AGE : 2 years 2 months 3 days

लिंग /SEX : F

↓ Paediatric

पता ADDRESS:

मकान संख्या H.NO:

dhema sadar jila allahabad

गली / मुहल्ला STREET/

MOH:

शहर/प्रखंड CITY/BLOCK:

पिन PIN:

राज्य STATE:

UTTAR PRADESH

दूरभाष सं. PHONE NO: 8459368672

मोबाइल MOBILE NO:

8459368672

स्थान Location:

Paediatrics Emergency

द्वारा BROUGHT BY: Relative :

Criticality: Red / Yellow / Green

Triage: Responsive/
Unresponsive

HR

/min

BP

mmHg RR

/min

spO2

%

Shifted to Paeds/ Main/ New Emergency

K140 B/L R8 - 10RB /relaxing WA not done
-10RB

Presenting Complaints

Fever (10pike, Temp not documented) x 1 day
Cold & Cough x 1 dayPrimary Assessment (ABCDE): Assessment Pentagon
NO H/O Difficulty breathing, sed and acceptance, sed upo!

Giggles Foundation

Giggles Foundation

Giggles Foundation

Airway	Circulation	Disability
Open & stable : Yes/No If No.....	HR...../min 156	GCS..... Crying, Irritability
Breathing: RR...../min 26	CFT.....Secs. 23	Pupil size...../min
Efforts: Normal/Poor/increased	BP.....mmHg 113/86	Pupillary Reactions.....
Auscultation:	Peripheral pulse: Poor/Good	Motor activity:
Air entry:	Central pulse: Poor/Good	Normal & Symmetrical/ Asymmetrical/
Normal/poor/Differential	Skin temp: Warm/cool	Posturing/Flaccidity/Seizure
Added sounds:	Others	Blood Sugar.....mg/dl
None/Stridor/Wheeze/Crackles		Exposure:
SpO2 on Room air..... 94%		Temp.....
		Colour: Normal/pallor/cyanosis/ mottled
		Any other skin lesions.....

Diagnosis

B/L R8/ART

VBG
CBC
ESR
BT
Bloods
o-ray chest
athrus
Renal reports

① hy PCM 150mg IV stat feb sat (Feb temp 100F)
② hy Piptay 1gm IV 8 Hly
③ hy Micoplama 100mg IV 2 Hly fa 1st 3 days
100mg IV 2 Hly

Renal reports

Prescribed
se med

Giggles Foundation

Giggles Foundation

Giggles Foundation

12/03/25

S/B SR PoolonaB/L RB $\left\{ \begin{array}{l} \text{RF} \text{ EORB} \\ \text{LF} \text{ IORB} \end{array} \right.$ Received UD Gov 7/2/25 -
8/2/24high grade fever - since 2 AM
not drowsed

Impending FN

a/w G/L/Cold / ^{no} fast breathing / no breathing difficulty

Received G-CLF HLL 12/02/24

O/E GCS-15/15

HR-150L

RR-24L

RI-BLADP

OVI-112

Tx: FN/LRTI / ? VSD

Acbs- CBC / LFT / UFT / Wood \leftarrow / VBG / CxR

VSD resp. sup

- Syb Oscillometric \times 5 day
d. 5 ml BD

- Ff Piptez 1g iv 8 hrs

- Ff Anilkecin 150mg iv over 30 mins
BD

- will need with resp

डॉक्टर पर निहितारक
Doctor on Duty
आपका निमित्तक विभाग
Dept. of Emergency Medicine
आपका-ऑफिस, नई दिल्ली-110029
A.I.I.M.S., New Delhi-110029

\Rightarrow Kindly do resp. viral panel
for this child.

Dr. Anilabh
Jr. Doctor on Duty
आपका निमित्तक विभाग
Dept. of Emergency Medicine
आपका-ऑफिस, नई दिल्ली-110029
A.I.I.M.S., New Delhi

Child being discharged

Plan

 \rightarrow Continue IV antibiotics from Gaurumragan \rightarrow FN review - MCB daycare 19/02/25



अ० भा० आ० सं० अस्पताल / A.I.I.M.S. HOSPITAL
बहिरंग रोगी विभाग / Out Patient Department

अस्पताल के अन्दर धूम्रपान मना है। / SMOKING IS PROHIBITED IN HOSPITAL PREMISES



शरीरमाद्यं खलु घर्मसाधनम्

OPR-6

एकक / Unit

III

Ped oncology

विभाग / Dept.

ब०रो०वि० पंजीकृत सं० / O.P.D. Regn. No.

नाम / Name	पिता/पुत्र/पत्नी/पुत्री F / S / W / D of	लिंग Sex	आयु Age	पता / Address
Arpita Singh				

निदान / Diagnosis

दिनांक / Date

उपचार / Treatment

CDW C Prof. Dr. R. Seth mam

? (R) LORB

(L) 10R

→ Plan

→ To do BNA + BL BM biopsy tomorrow

→ CSF tomorrow

→ To ~~tomorrow~~ come tomorrow at 8am

to DAY CARE HCB

at 8am

→ to give HDCEV -

→ To take HDCEV protocol from TPradykster

→ RC discusion for



CLEAN AND GREEN AIIMS / एम्स का यही संकल्प, स्वच्छता से काम चले

अंगदान-जीवन का बहुमूल्य उपहार / ORGAN DONATION - A GIFT OF LIFE

O.R.B.O., AIIMS, 26588360, 26593444, www.orbo.org Helpline - 1060 (24 hrs service)



CH#1 CEV

Prochemo: inj. emeset 2mg + dexa 2mg i/c stat

Conclude please

chemo: inj. vcr 0.2mg i/p a D₁

7/2/25 inj. carboplatin 200mg / 100ml NS i/c over 1 hour a D₁

inj. Etoposide 100mg / 250ml NS i/c over 2 hours a D₁ & D₂

Post chemo: inj. Gestr 40 mg sc OD x 5 days

① Tab. Emeset 4mg 1/2 tab TDS
② Tab. Dexa 4mg 1/2 tab BD x 3d

Senior Resident
Pediatric Oncology
Dept. of Pediatrics

Letyend

10/2/25

Dietician Review for initiating
NG feeds

to nci Dietician Ms. Anuradha / Ms. Pratiksha
in POC at 2PM

on 10/2/25

Senior Resident
Pediatric Oncology
Dept. of Pediatrics
All India Institute of Medical Sciences

All India Institute of Medical Sciences, New Delhi.

Division of pediatric Oncology

TREATMENT PROTOCOL FOR RETINOBLASTOMA

ARRITA
Name..... Father's name Madan Singh Age 241 Sex fcn POC NO.....family history.....
Squint/white reflex/diminishes vision/red eye/watering of eyes/Proptosis UHID% 10809876
Others.....
Unilateral/bilateral.....
MT..... HBsAg..... HIV.....
L Intraocular/Extraocular R Intraocular/Extraocular TO review after RC discussion
Group Metastatic/Non metastatic Group Metastatic/Non metastatic

Baseline workup/Investigations
USG eye ~ large IO mass ~ few spikes of calcification
EUA.....
Indirect Ophthalmoscopy.....

CT/MRI date & report
512135 (R) EORB / polymicrogynia pachygnia
Review of imaging at radioconference :Yes/No TO review @ RC

12.09/26 14,850 2.62/20 4560
Hb.....TLC.....Platelet.....ANC.....
SGOT/SGPT/S.Bil/SAP.....
MT..... HBsAg..... HIV.....
anti HCV - NR

Other Investigations

BIW BNA
Bx (7/21/15)

no elo
mits

CSF (7/21/15) - cellular

PET scan (beam gun)

Enucleation upfront/later.....

Radiation Yes/No


Chemotherapy
details.....

Local
treatment.....

.Additional notes

→ BAC to send to RPC
 1/10 consorts -
 pus discharge
 (R) eye
 → from 12/3/25

8/3/25
 Rno 32.
 Dr Samuels



Dr Rema
 SR Pedon co.

seen on day case

cold X 4 day

no cough
 no vomiting
 no fever

→ HR → 110

RR → 26

PPM 14

→ Ks: AE = BS clean

Cvs: S1S2 heard

PA: soft

Ady

nasal drops
 2° — 2° — 2°

13

→ s/p cefixime 2.5mg/2.5m
 2.5mg/2.5m
 → Resp. viral panel → 6m/10
 RAK

12/3/25C10 . BL Retinoblastoma

(R) EORB

(L) IORB .
(CEUA pending)→ no fever
cold x 5 daysno cough
→ no fast breathing

no vomiting

→ HR → 118

RR → 28

PPt 14

RS : AE = BS clear

CVS : S1 S2 heard

PA : soft

CNS : ACS 15/1

Ady

→ Respiratory viral panel

→ 5m floor → RAK OPD

→ ct nasoclear drops
20 — 2°

→ 2° — 2°

14

→ syb - cetizine

2.5mg/2.5l

2.5mg
HS

CD E
Dr J. P. Meena

Since EVA is pending (delayed dt URT)
To ~~give~~ go ahead - HDCEV
considering (R) ~~Exposure~~ eye → EDRB

Plan

date from
day case

→ IV Emetet 1.5mg
IV Dexta 1.5mg

8am
9
21, 22

(R) → IV Vincristine 0.2mg slow -
carboplatin 280mg in 200ml NS
over 2 hours

(P1) → IV etoposide 120mg in 300ml NS
over 1 hour
(P1, P2) → IV

TO CANCIDS

Cancids help.

Dr Rema

Dr Pedronco

Postchemo

dp. emetet 2mg/5ul
4ml → 4ml → 4ml
x3d

→ INT G-CSF 50mcg OD for 5da

from 19/3/24 - CBC/RFT/URT
15
Dr Rema
Dr Pedronco

19/3/25

(R) FORB

(L) 10RB → EVA pending still!
had URI in between.

1st HDCEV → 7/2/25

did not (R) 2nd cycle yet!!

10.4 / 14,000 / 2.57L RFT/LFT - (N)
3340

plan

(1) Symp cetirizine (5ml/5mg) 2.5ml H/S
X 5 days

(2) (PBC) → "EVA" date

(3) HDCEV 2nd cycle today → Daycare
(chartered prior!)

(4) N/V 26/02/25 c CBC/LFT/RFT

To Anurag NCD,
Please extend the
stay for 15 days

Shravan

DR. G. SHRAVANI REDDY
Senior Resident
Paediatric Oncology
Dept. of Paediatrics
All India Institute of Medical Sciences
New Delhi- 110029

Shravan
DR. G. SHRAVANI REDDY
Senior Resident
Paediatric Oncology
Dept. of Paediatrics
All India Institute of Medical Sciences
New Delhi- 110029

24/3/25 Seen in POC zout appointⁿ
 Recvd MD-CEV - 19/3 - 20/3/25

Had fever zout focus on 22/3/25
 ↓

Started on oral augmentin as non-neutropenic

Had received fluids via iv cannula from Lt. LL
Cannula site

9.5 → 14300 ← 1.65L
 11400

Developed B/L calf swelling, skin redness (L >> R) 'yesterday.
 clear - first in left calf & then right
 Crops of fluid vesicles over left calf ⊕
 abs. z itching ⊕

Giggles Foundation

No H/o insect bite, No other cause

Giggles Foundation

Giggles Foundation

O/E - vital signs stable
 Chest - clear
 P/A - nas

Local exam - Erythematous, ↑ temp B/L calf
 swelling (L > R)
 Clear fluid vesicles over front aspect of left calf

Plan Peds Emergency - CBC, CPK, VBG
 USG of local site
 Dermatology SR review
 Continue on Augmentin
 Peds Over SR shall review

SKarf

28/3/25

Vitals
T - N

PR - 132/min

RR - 30/min

BP - 111/93 mmHg

SPO₂ - 100%

- CBC, PCT - to be send
Pus clt from vesicle

F.N.TN
FN-D₅

→ afebrile > 48hr

→ swelling/redness over b/c lower limb resolved

inu

Pct: 0.09 ng/ml

pus & : sterile

Blood & : sterile

LEFT/RIGHT: (N)

Adv

1. rpt CBC

↓
if counts: (N)

↓
then stop in antibiotics

2. ct. septon/betadine gargles

seiz bath
as advised

3. N/A indigore for F.N.TN

1

flu
(CBC)

DR. RAV SHARMA
Senior Resident
Pediatric Oncology
Dept. of Paediatrics
All India Institute of Medical Sciences
New Delhi- 110029