



GIGGLES FOUNDATION



Handwritten signature

अखिल भारतीय आयुर्विज्ञान संस्थान, नई दिल्ली-110029
ALL INDIA INSTITUTE OF MEDICAL SCIENCES, NEW DELHI -110029
आपातकालीन विभाग

130
UHID No:107407395

(REVISIT)

(DEPT. OF EMERGENCY MEDICINE)

आपातकालीन नं.(Emergency No): 2024/030/0067581

दिनांक DATE: 04/07/2024

समय TIME: 05:08:19 PM

NON-MLC

नाम NAME: MISS RITIKA KUMARI

आयु AGE : 11 months 8 days

लिंग/SEX : F

D/O : INDAL KUMAR SHARMA

पता ADDRESS: मकान संख्या H.NO: DUMRIYA GAYA

गली / मुहल्ला STREET/MOH:

शहर/प्रखंड CITY/BLOCK:

पिन PIN: 0

राज्य STATE: BIHAR

दूरभाष सं. PHONE NO: 8010845433

मोबाइल MOBILE NO: 8010845433

स्थान Location: Paediatrics Emergency

द्वारा BROUGHT BY: Relative :

Criticality: Red / Yellow / Green

Triage: Responsive/ Unresponsive HR /min BP mmHg RR /min spO2 %

Shifted to Paeds/ Main/ New Emergency

Down's Syndrome (ACMP (USD-ASD))

Presenting Complaints

Handwritten notes:
cough x 4 days
fever 2 days back
fast breathing } morning
noisy breathing }

Primary Assessment (ABCDE) : Assessment Pentagon

Airway	Circulation	Disability
Open & stable Yes/No If No.....	HR. <u>118</u> /min	GCS..... <u>awt</u>
Breathing: RR <u>56</u> /min	CFT..... <u>2 sec</u> secs.	Pupil size...../min
Efforts: Normal/Poor/increased	BP.....mmHg	Pupillary Reactions..... <u>RL</u>
Auscultation:	Peripheral pulse: Poor/Good	Motor activity:
Air entry:	Central pulse: Poor/Good	Normal & Symmetrical/Asymmetrical/ Posturing/Flacidity/Seizure
Normal/poor/Differential	Skin temp: Warm/cool	Blood Sugar.....mg/dl
<u>wheeze (+) in B/L infraclavicular</u>	Others	Exposure:
Added sounds:		Temp.....
None/Stridor/Wheeze/Crackles		Colour: Normal/pallor/cyanosis /mottled
<u>inter occasional crepts</u>		Any other skin lesions.....
SpO2 on Room air..... <u>96</u> %		

WT: 5.6

Diagnosis LRTI

Acw

5.6 (kg)

- cannula
- CBC
- VBG
- CXR

Handwritten notes:
Nebⁿ = salbutamol 2.5mg/3ml NS
Injⁿ Augmentin 170 mg IV TDS
Orally allowed.

Handwritten signature

9:30 PM

o Syp Pot Kloq: 2.5 ml p/o stat

↓ f/lc

repeat UBG

H P
Dr. Chopra

11:45 PM

Vitals

HR: 130

RR: 44

SpO2: 96%

↓ RA

CRF +3

PP ++

⇒ child is hemodynamically stable.

⇒ oral intake → good.

⇒ Sup: LRTI

Advice

o Syp Augmentin (3.3gm/30ml → 110mg/ml) 1ml
p/o TID x 7d.

o Syp PCM (250mg/5ml) 2ml p/o qid
GIGGLES FOUNDATION

o Danger Sign Explained, returns with
pedi casualty So 1

Rx minimal
intermittent
retracting
crepts ↑
no wheeze.

H P
Dr. Chopra

द्यूटी पर चिकित्सक
Doctor on Duty
आपत चिकित्सा विभाग
Dept. of Emergency Medicine
अ.स. - 110029
New Delhi-110029



आ० भा० आ० सं० अस्पताल / A.I.I.M.S. HOSPITAL
 बाहिर रोगी विभाग / Out Patient Department



अस्पताल के अन्दर धूम्रपान मना है। / SMOKING IS PROHIBITED IN HOSPITAL PREMISES

बाल बाल्याचारकाल



UHID: 107407395
 ABHA: 0
 Dept No.: 20240220002701

0-31
 Unit-I

Paediatric Surgery OPD

मंगल

व०रो०वि० पंजीकृत सं० / O.P.D. Regn. No



RITIKA KUMARI

D/O INDAL KUMAR SHARMA
 0Y 9M 11D / F (महिला)
 Add: DUMRIYA GAYA, BIHAR, Pin 0, INDIA
 Mob: 8010845433 New Patient General 0

07/05/2024

Queue: N23



Reporting: 08 45 00

आयु
 Age

पता / Address

निदान / Diagnosis

Downs & c. ACTHs : ? Hirschsprung disease

दिनांक / Date

उपचार / Treatment

17
 Appointment on
 for
 Dept / Clinic

5.2 kg
 Good Clo Down &
 Clo complication :- birth
 also dissection of abdomen
 Dissected stools in
 erena
GIGGLES FOUNDATION
 Admitted L Ped unit 11 (12/4/24 - 29/4/24)
 c. LRI & CCF.
 olli
 hc fair offh
 PA- mild distension ⊕
 PR- liquids stools ⊕
 ? flat ngr
 Pt was seen in casualty Ltr.
 Sandeep Agarwal
 Adv
 Rli hws on Friday @ 10am
 Ltr Sandeep Agarwal for
 further plan



CLEAN AND GREEN AIIMS / एम्स का बही संकल्प, स्वच्छता से काया कल्प
 अंगदान-जीवन का बहुमूल्य उपहार / ORGAN DONATION - A GIFT OF LIFE
 O.R.B.O., AIIMS, 26588360, 26593444, www.orbo.org Helpline - 1060 (24 hrs service)



अ० भा० आ० सं० अस्पताल / A.I.I.M.S. HOSPITAL
 बहिरंग रोगी विभाग / Out Patient Department



अस्पताल के अन्दर धूम्रपान मना है। / SMOKING IS PROHIBITED IN HOSPITAL PREMISES

Dr. Sandeep Agarwala
 Paediatric Surgery O.P.D.
 35-52
 3rd Floor, Room No. 35

डा. संदीप अग्रवाल
 Dr. Sandeep Agarwala
 Paed Surgery O.P.D.
 (शुक्रवार) Friday

OPR-6

ब० रोगी व० पंजीकृत सं० / O.P.D. Regn. No. _____

बाल शल्यचिकित्सा
 UHID: 107407395
 ABHA: 0
 Dept No.: 20240220002701

G-31
 Unit-I
 Paediatric Surgery OPD

RITIKA KUMARI
 D/OINDAL KUMAR SHARMA
 0Y 0M 14D / F (महिला)
 Add: DUMRIYA GAYA, BHAR, Pin.0. INDIA
 Mob: 8010845433 Follow Up Patient General 0

FRI
 10/05/2024
 Queue: F24



आयु Age	पता/Address

KVO Down syndrome & CCD ✓

दिनांक/Date

उपचार/Treatment = 2HD

35
 5.3 kg

Barium Enema (1.4.24) → Reversal of R/L ratio.

Patient frx scs / BW - 2.5 kg / CIAB /
GIGGLES FOUNDATION
 Lapsed urine on Day 1 of life but
 not meconium
 Passed meconium after enema.

Appointment on _____
 for _____
 Dept./Clinic _____
 2 echo (AIIMS) 26/4/24

Patient referred to higher centre
 from local hospital after not
 been able to manage by enemas
 Laxatives & scs enema.

- OS ASD ✓
 VSD (L → R)

DRE: NO fecaloma / blast sign

manometry not done
 Biopsy not done

PIA - soft, non distended ✓
 NO palpable fecalomas

Start Rectal washes daily
 Manometry (Room 32)
 Flu next week with

CLEAN AND GREEN AIIMS / एम्स का यही संकल्प, स्वच्छता से किया गला

अंगदान-जीवन का बहुमूल्य उपहार / ORGAN DONATION - A GIFT OF LIFE
 O.R.B.O., AIIMS, 26588360, 26593444, www.orbo.org Helpline - 1060 (24 hrs service)



Dr. Ram Shekhar
 Senior Resident
 बाल शल्य चिकित्सा विभाग / Department of Pediatric Surgery
 अ.भा.आ.सं. नई दिल्ली-29/A.I.I.M.S. New Delhi-29

ARM on 17/5/24 at 9.30 AM

Room No - G-32

• sup Rectalory (-)

Order

12/6/24

Dr. Raksha et al

Reduction fever - 1200 PM
Surgery time - 20m

Diffid - 20m
Surgery time - 20m

Rectal Pallid

↓
no more
white
discharging

PROCESSED AT:
PATHO LAB

10028

Prop order following

Rectal punch biopsy VCA

Dr: some + some punch biopsy taken

- No till fully awake
- once fully awake allow orally

- sup. REGONTHIN (200mg) (1.5ml) TDS
3 days

- sup. PCM (200mg) (1.5ml) TDS x 2 days

GIGGLES FOUNDATION

- If any abdominal distension/
ab pain/fever; then review in
peds casualty car

- Diffid NBD @ 20m/ho

Review in peds on 28/6/24
HIS report
Ann

#- DO NOT GIVE GLYCOPHNE SYRINGING OR
ENEMA FOR 5 DAYS

अस्पताल के अन्दर धूम्रपान मना है। / SMOKING IS PROHIBITED IN HOSPITAL PREMISES

डा. संदीप अग्रवाल
Dr. Sandeep Agarwal OPR-6
Paed Surgery O.P.D.
(शुक्रवार) Friday

कक्षा / Room: 0-31 Unit-I
UHID: 107407395
ABHA: 0
Dept No.: 20240220002701
Paediatric Surgery OPD

PT No: RITIKA KUMARI
Ref: RITIKA KUMARI
D/OINDAL KUMAR SHARMA
09M 21D / F (महिला)
Add: DUMRIYA GAYA, BIHAR, Pin-0, INDIA
Mob: 8010845433 Follow Up Patient General 0

शुक्र
FRI
17/05/2024
Queue: F2E
Reporting: 10:00:19

आयु / Age	पता / Address

निदान / Diagnosis

K110 Down syndrome

दिनांक / Date	उपचार / Treatment
(49) 5.2.24	under evaluation for HD for chronic constipation
7th June 2024 for	manometry RARR (+) GIGGLES FOUNDATION 1 CIDW & Sandeep Agarwal su
	Plan of Rectal Biopsy - Continue Rectal washes for 3 weeks - fu on 7th June 2024 at 9AM - Take Barium Enema date

डा. राम शरण
Dr. Ram Sharan
वरिष्ठ रेजिडेंट / Senior Resident
बाल शल्य चिकित्सा विभाग / Department of Paediatrics Surgery
अ.भा.आ.सं. नई दिल्ली-29/A.I.I.M.S. New Delhi-29



बाल शल्य चिकित्सा
UHID: 107407395

कमरा / Room G-31
Queue / संख्या F9
Unit-I, Paediatric Surgery OPD.

Dept No: 20240220002701

Dr. KA KUMAR

FRI शुक्र

D/O INDAL KUMAR SHARMA
BY 10M 11D
DUMRIYA GAR, PINDA, INDIA
Ph: 801084...
Follow Up Pa...
General Rs. 0



Kido Down synd. E

on enema - once a da

P/A - Distended

NO blast sign.

RAIR ⊕ - NOT 40 HD

- on rectal washes - since 1 month

Plan: Rectal Biopsy.

FOR OT on - 12/6/24.

GIGGLES FOUNDATION

11-07-9390 Advice:
31/6/24

NPO from 5AM on 12/6/24
Sulfide H₂S 81: www@com

CBC

Admit in Rect 2 / RAIR on 12/6/24

12/6/24
1:40 pm

Anaesthesia notes

PAC done . 24 G IV ⊕ in ⊙ foot
2 : F₁₀ P₁₀ → Ambu #1.5
M: Svo + O₂ + N₂O
R: 100% O₂

Post procedure vitals stable
Child shifted to RR

- Dr Rakub
- Dr Swarnika
- Dr Arman
- Dr Namitha

Namitha
TR3/AN

PT No	नाम/Name	पिता/पुत्र/पत्नी/पति/पुत्री F/S/W/H/D of	लिंग Sex	आयु Age	पता/Address
Ref	1 ka Kumari	10 Indal Kumar Sharma	9m	f	Dumalaya Gaya Bihar

रोग/Diagnosis

K1c10 Down syndrome with CHD & HD.
↳ VSD.

दिनांक/Date

28/6/2024

उपचार/Treatment

Maintained well on ~~barbu~~ Pcenema & Rectal washes

underwent Rectal Biopsy on 12/6/2024

manometry
RAIR ⊕
Ba Enema - Reversal of Rs ratio

Acc NO - 52426907

GIGGLES FOUNDATION

From anal verge
3cm - GC ⊖ HTNB Not seen [Calretinin staining done]
5cm - GC ⊖ HTNB not seen ["]

DI: P/A protrudent soft Non distended Ps ⊕

CDIW Dr Sachit Anand Dr

Adv.
- Flu on 26/07/2024 at 9am to consult Dr Sandeep Sir

DI: Soft fecal matter Rectum collapsed tone ⊖

- Tell them continue enemas

डॉ. राम शरण
Dr. Ram Sharan
वरिष्ठ ज्योडेंट/Senior Resident
बहिरंग रोगी विभाग/Department of Pediatrics Surgery
अस्पताल - 29/A I.I.M.S. New Delhi-29

UHD:107407395
Dept No: 2024022000270
RITIKA KUMARI

D/O INDAL KUMAR SHARMA
0Y 11M 30D / F(महिला)
DUMRIYA GAYA, BIHAR, Pin-0, INDIA
Ph: 8010845433 JSSK Rs. 0
Follow Up Patient

कमरा / Room G-31
Queue / संख्या F37
Unit-I, Paediatric Surgery
OPD.

Reporting: 08:20:14
26/07/2024

8 5.9 kg

Appointment on: 30/08/24
Dept./Clinic: Peds. S. OPD

1 y / F.

For Down synd. E HD

- Decompressing well on Enema

CDIW Prof. S. Agarwal

Plan: Colostomy + Biopsy

Adv

GIGGLES FOUNDATION

- (1) Blood Donation
- (2) Diet of S₂

hem

7/26/24, 4:04 PM

about:blank



अखिल भारतीय आयुर्विज्ञान संस्थान, नई दिल्ली
ALL INDIA INSTITUTE OF MEDICAL SCIENCES (AIIMS)
अंसारी नगर, नई दिल्ली-110029 / Ansari Nagar, New Delhi-110029

दूरभाष / 26588500
Phones / 26588700

नियुक्ति पर्ची

APPOINTMENT SLIP



रसीद संख्या / Receipt No.

Done By: Mr. RAJESH KR DEO RAK OPD (Follow-up)

JSSK ₹ 0.0

दिनांक / Date

रोगी प्रकार / Patient Type

अंश / Department Name: PEDIATRIC SURGERY / Pediatric Surgery OPD

Appointment Date: 30/08/2024

के नामे / ON ACCOUNT OF

कक्ष संख्या / Room No
Reporting Time: 8:00 AM-9:00 AM

Doctor Name	Dr. Sandeep Agarwala	Appointment Request date	26/07/2024
Name of Patient	MISS RITIKA KUMARI	Appointment No	2024072620036
Sex	Female	Age	11 months 30 days
Contact Details	Mobile: XXXXXXXX433	Reference	counter
Queue No:	F2		

GIGGLES FOUNDATION

Remarks:

Your UHID Is : 107407395.

शरीरभावां खलु धर्मसाधनम्

भुगतान का प्रकार / Payment Mode :

रुपये / INR (Rs.):

रुपये शब्दों में / Rs. in Words

यह कम्प्यूटर द्वारा जारी की गई रसीद है और इसमें हस्ताक्षर और मोहर अपेक्षित नहीं है।

THIS IS COMPUTER GENERATED SLIP AND DOES NOT REQUIRE SIGNATURE AND STAMP



Corporate Office: HY PATHO LAB CB-252, GROUND & 1ST FLOOR, RING ROAD, NARAINA NEW DELHI-110028

☎ 011-46577957 ☎ 7718962488 ✉ info@hyatholab.in 🌐 www.hyatholab.com

REPORT

PT Name : RITIKA KUMARI
Ref By : DR. C R PRASAD MBBS MD
Reg No : HL9400503165 /
Barcode : BIH002/EXECUTIVE/ABHISINGH
: aq805350
INV : Chromosome Analysis, Blood (Karyotyping)


Age : 1 M | Sex : Female
Registered on : 14-09-2023 10:05 PM
Received on : 16-09-2023 10:30 AM
Reported on : 03-10-2023 05:56 PM

SAMPLE COLLECTED AT :
CENTRAL PATHO LAB SERGHATI



SAMPLE : Heparin

The blood culture was set in Karyomax (Gibco, USA) for 72 hours.
Leucocyte culture metaphase karyotype: G-banding



GIGGLES FOUNDATION

2300147914

End Of Report

Trisomy 21.

Moushmi Mukherjee
MOUSHMI MUKHERJEE (MD PATH)
Director

Dr. AMIT AGRAWAL (MD MICROBIOLOGY)
Consultant Pathologist

Dr. MEENU RANI (MD PATH)
Consultant Pathologist



डॉ० राम मनोहर लोहिया अस्पताल, नई दिल्ली - 110001
DR. RAM MANOHAR LOHIA HOSPITAL, NEW DELHI - 110001

बाह्य पंजीकरण कार्ड
OPD Registration Card

बा० रो० वि० पंजीकरण सं०
 OPD Regd. No. :

दिनांक/Date

के० स० स्वा० यो० कार्ड सं.
 CGHS Token No. :

निदानशाला/Clinic :

कमरा सं० /Room No. :

यूनिट/Unit :

दिन /Days

रोगी का नाम
 Patient Name :

Miss Ritwika

आयु /Age : 11m वर्ष /Years

माह /Month

लिंग /Sex :

निदान
Diagnosis :

Common

GYR

Patient is w/c/o Down Syndrome
 & Responder VSD / ASD (↓ AHMS f/u)
 Now c/o Fev x 4 day.
 No cough, not breathy.
 No fever & less appetite x 4 day.
 No c/o heart failure.

Presented with similar C/O Y/N

GIGGLES FOUNDATION

6/E

Let's train, playful
 HR - 130/min
 RR - 12-14/min
 SpO₂ - 95-96% ↑ RA
 RR - 42/min mult sweat
 C/S - 3 sec
 P + 1 - C - L - L - E -
 C/S - S₁ S₂ + PSM +
 M - 13/14 E +, overall weight

नोट: आप ऑनलाइन पंजीकरण प्रणाली (ओआरएस) ors.gov.in के माध्यम से ओपीडी अपॉइंटमेंट प्राप्त कर सकते हैं और घर पर ओपीडी पर्ची प्रिंट कर सकते हैं।
 Note: You can get OPD appointment and print opd slip at home through online registration system (ORS) - ors.gov.in
 जब भी अस्पताल आएँ इस कार्ड को अपने साथ अवश्य लाएं।
 Always bring this card with you when you come to Hospital.
 धूम्रपान आपके एवं अन्यो के स्वास्थ्य के लिए हानिकारक है।
 Smoking is Injurious To Your & Others Health.
 निजी अस्पतालों में मुफ्त इलाज के लिए ई डब्ल्यू एस रोगियों को भेजने की सुविधा यहाँ उपलब्ध है।
 The Facility of referral of EWS Patients to private hospital for free treatment is available here.
 समतुल्य जेनेरिक दवाओं को भी जारी किया जा सकता है।
 Equivalent generic Medicines can also be issued.

आप टेलीमेडिसिन के माध्यम से अपने चिकित्सक से अपने घर से परामर्श ले सकते हैं अधिक जानकारी के लिए कृपया देखें **rmlh.nic.in**
 You can consult your doctor through telemedicine from your home for more detail please visit **rmlh.nic.in** मच्छर पैदा न होने दें।
 कूलरों को सप्ताह में एक बार साफ करके सुखाएं।
 पानी की टंकियों व हौदियों के ढक्कन सही प्रकार से बंद रखें।
 घिड़ियों के पानी पीने के बर्तन का पानी प्रतिदिन बदलें।
 फेंगशुई पीधों/मनी प्लांट का पानी प्रति सप्ताह बदलें।
 पुराने डिब्बों, टायरों, टूटे गमलों व कबाड़ आदि जिनमें बरसात का पानी रुक सकता है, खुले में न रखें।

P/A Soft, NT
L - 2-3 cm B un
S - NP
- the 5/11-11

Atu (wt - 5.6 kg)

Dange Syn expant

2ml TDS x 7 days.

Syr. Augmentin (262/5)

Syr. PCM (125/5) 2.5ml 6es

Syr. fungol (10/1) 0.5ml OD

Penicillin in Peds (w/ 2.5ml 2p.m)

Vit D (400/1) 1ml OD till y.

Nasal drops 1 each with QID x 3dy.

GIGGLES FOUNDATION

Dr. Subin Sabu
PG Resident
Department of Paediatrics
ABVIMS & Dr. RML Hospital
New Delhi-110001



डॉ० राम मनोहर लोहिया अस्पताल, नई दिल्ली - 110001
DR. RAM MANOHAR LOHIA HOSPITAL, NEW DELHI - 110001

बाह्य पंजीकरण कार्ड
OPD Registration Card

Prepared by: Mr. SANDEEP S

Mobile No : ****

बा० रो० वि० पंजीकरण सं.
OPD Regd. No. :

20240579965

दिनांक/Date

के० स० स्वा० यो० कार्ड सं.

24-07-2024 07:13:13 PM

Dept Reg No: 2024/003/01

निदानशाला/Clinic :

PAED. CARDIOLOGY CLINIC

कमरा सं./Room No: 272 / 10

Billing Type : G

यूनिट/Unit :

Paediatrics-Cardio

दिन /Days.

WED

Billing Type : G

रोगी का नाम

RITIKA

आयु /Age :

वर्ष /Years

11M

माह /Month

लिंग /Sex :

I

निदान
Diagnosis :

Hydro Down Syndrome - Restrictive VSD / ASD - (L → R shunt)

40 - fever x 15 days.

No cough / ~~fever~~ - Good acceptance / Fast breathing.

Child is active / playful - accepting orally well.

on Furored 0.1mg/kg/d.

O/E pt 1yr 4m

Wt (5.6 kg).

HR - 134/min

RR - 48/min - (child's rate)

GIGGLES FOUNDATION

Syp. Augmentin (228/5ml) 2ml TDS x 5 days.

SpO2 - 97%. LRA.

CAT < 3sec.

PPV - (+) (-)

(2) Syp. PCM (125/5ml) 3.5 ml SOS.

(3) Syp. Furored (10mg/ml) 0.5 ml OD

CNS - S1, S2 (+) PSM (+)

(4) Syp. Vit D3 (400 IU/ml) 1ml OD

RS - B/L AE (+)

B/L chest clear.

(5) Suture ND 1° EIN @ 10.

CNS - AF @ 100.

(6) Refer to ECS and then for investigations → if abn admit.

CTIA - (-)

Sybilaxmi
P-11.

नोट: आप ऑनलाइन पंजीकरण प्रणाली (ओआरएस) ors.gov.in के माध्यम से ओपीडी अपॉइंटमेंट प्राप्त कर सकते हैं और घर पर ओपीडी पर्ची प्रिंट कर सकते हैं।

Note: You can get OPD appointment and print opd slip at home through online registration system (ORS) - ors.gov.in

जब भी अस्पताल आएँ इस कार्ड को अपने साथ अवश्य लाएँ।

Always bring this card with you when you come to Hospital.

धूम्रपान आपके एवं अन्यो के स्वास्थ्य के लिए हानिकारक है।

Smoking is Injurious To Your & Others Health.

निजी अस्पतालों में मुफ्त इलाज के लिए ई डब्ल्यू एस रोगियों को भेजने की सुविधा यहाँ उपलब्ध है।

The Facility of referral of EWS Patients to private hospital for free treatment is available here.

समतुल्य जेनेरिक दवाओं को भी जारी किया जा सकता है।

Equivalent generic Medicines can also be issued.

आप टेलीमेडिसिन के माध्यम से अपने चिकित्सक से अपने घर से परामर्श ले सकते हैं अधिक जानकारी के लिए कृपया देखें rmlh.nic.in

You can consult your doctor through telemedicine from your home for more detail please visit rmlh.nic.in

मच्छर पैदान होने दें।

कूलरो को सप्ताह में एक बार साफ करके सुखारें।

पानी की टंकियों व हौदियों के ढक्कन सही प्रकार से बंद रखें।

चिड़ियों के पानी पीने के बर्तन का पानी प्रतिदिन बदलें।

फेंगशुई पौधों/मनी प्लांट का पानी प्रति सप्ताह बदलें।

पुराने डिब्बों, टायरों, दूटे गमलों व कबाड़ आदि जिनमें बरसात का पानी रूक सकता है, खुले में न रखें।



102407395

नाम NAME: MISS RITIKA KUMARI

आयु AGE: 10 months 22 days

लिंग /SEX: F

D/O: INDAL KUMAR SHARMA

पता ADDRESS:

मकान संख्या H.NO:

DUMRIYA GAYA

गली / सुहल्ला STREET/MOH:

शहर/प्रखंड CITY/BLOCK:

पिन PIN:

0

राज्य STATE:

BIHAR

दूरभाष सं. PHONE NO:

8010845433

मोबाइल MOBILE NO:

8010845433

स्थान Location:

Paediatrics Emergency

द्वारा BROUGHT BY: Relative

Criticality: Red / Yellow / Green

Triage: Responsive/
Unresponsive

HR

/min

BP

mmHg RR

/min

spO2

Shifted to Paeds/ Main/ New Emergency

F/V/C/O Down syndrome + ACHO [VSA + OL-ASA] % restrictive

+ suspected Hirschsprung disease

(underwent rectal punch Bx on 12/6/24)

do not passed stools since 12/6/24

+ fever x 1 day (2 spikes, max documented 101-102°F)

Presenting Complaints

Primary Assessment (ABCDE): Assessment Pentagon

<p>Airway</p> <p>Open & stable Yes/No If No.....</p> <p>Breathing: RR <u>56</u> (Rebute) /min</p> <p>Efforts: Normal/Poor/increased</p> <p>Auscultation:</p> <p>Air entry: Normal/poor/Differential</p> <p>Added sounds: None/Stridor/Wheeze/Crackles</p> <p>SpO2 on Room air..... <u>94%</u></p>	<p>Circulation</p> <p>HR <u>144</u> /min</p> <p>GIGGLES FOUNDATION</p> <p>CFT.....secs. <u>20</u></p> <p>BP.....mmHg</p> <p>Peripheral pulse: Poor/Good</p> <p>Central pulse: Poor/Good</p> <p>Skin temp: Warm/cool</p> <p>Others</p>	<p>Disability</p> <p>GCS..... <u>E4V5M6</u></p> <p>Pupil size..... <u>2</u> /min</p> <p>Pupillary Reactions..... <u>RR</u></p> <p>Motor activity: Normal & Symmetrical/Asymmetrical/ Posturing/Flaccidity/Seizure</p> <p>Blood Sugar.....mg/dl</p> <p>Exposure: Temp..... <u>100.5</u> F</p> <p>Colour: Normal/pallor/cyanosis /mottled</p> <p>Any other skin lesions.....</p>
--------------------------------------------------------------------------------------------------------------------------------------------------------------------------------------------------------------------------------------------------------------------------------------------------------------------------	-----------------------------------------------------------------------------------------------------------------------------------------------------------------------------------------------------------------------------------------------------	-----------------------------------------------------------------------------------------------------------------------------------------------------------------------------------------------------------------------------------------------------------------------------------------------------------------------------------------------------------------------------------------------------------------------------

Diagnosis

Imp: Acute febrile illness (no focus)

3
- CBC, vB4
- CXR

Adv
- by PCM (125mg (5ml) 3m Stat
- Rf & reports
- Ped by Rf

18106121111
Dr. Indal Kumar Sharma
Senior Resident
Department of Pediatrics
New Delhi

अखिल भारतीय आयुर्विज्ञान संस्थान, नई दिल्ली-110029
ALL INDIA INSTITUTE OF MEDICAL SCIENCES, NEW DELHI-110029

नाम
Name RITIKA

उम्र
Age 10mo/F Service

दिनांक
Date 18.6.2024

यू.एच.आई.डी. नं.
UHID No. 107407395

प्रोफेसर इंचार्ज
Professor I/C Dr. Neeja Gupta

Notes written by Dr. Hhuami

CLINICAL NOTES

- 18.6.24
9:53 PM
- 10mo/f
 - Dawn syndrome / Trisomy 21
 - OS ASD restrictive
 - restricted VSD (L → R)
 - No PDP
 - Normal BV function
 - Constipation → Not suggestive of Hirschprung disease on evaluation in manometry RAIK (+)
↓ Ped surgery followup
Rectal biopsy done on 12.6.2024

GIGGLES FOUNDATION

Past op had received Augmentin x 3 days

Advised : Not to give enema/glycine syringing for 5 days
To review in casualty if abdominal distension/pain/fev

c/o not passing stools since Rectal punch biopsy on 12.6.2024. Passing flatus fev since yesterday. Documented 100.2-100.5°F
H/o abdominal distension relieved after passing flatus
No h/o vomiting/

No h/o blood in stool/altered consciousness/poor feeding
No h/o cough/cough/ fast breathing/URI/contact

O/E Awake Alert

PR - 120/1

PP - Good volume

CFT - L5

RR - 36/1

Dr. Npor @ 4L/1

P/A → Soft

Not distended

Non tender

Fecoliths palpable

BS - Sluggish

liver 2cm ↓ Kcm

NVBS

No added sounds

No gallop


PHYSICAL EXAMINATION

Temp.	Pulse	Resp.	B.P.	Weight
-------	-------	-------	------	--------

Imp: Down syndrome
 ACHD
 Constipation ? Hirschsprung
 Post aortal punch biopsy on 12.6.1011
 i Acute febrile illness
 d/w Dr Neeja Gupta mo'am

1. Pediatric surgery opinion
2. Continue IV ceftriaxone / or by nasal prongs
3. To collect sepsis workup / CXR / Respiratory viral panel
4. Temperature / vitals monitoring
5. Will shift to ward once bed available

GIGGLES FOUNDATION


 Dr ABHIRAMI NAIR
 Senior Resident
 Medical Genetics
 Dept of Pediatrics
 AIIMS, New Delhi-29

10am -
 10:30am -
 11pm -
 10:00am -
 Suj. Laeix Surg / N RD



- Child has minimal tachypnea, no retractions, maintain SpO_2 95% on NPO_2 @ 2l/min
- CXR s/o RV2 infiltrate
- Red S_p opinions taken → no active interventions from their side currently
- d/w genetics ~~se on call~~ - currently no beds available for admission
- child to be sent across (to SJH) for management of pneumonia (currently no CHF, no ventilation requirement)

Dept. of E



वर्धमान महावीर मेडिकल कॉलेज एवं सफदरजंग अस्पताल, नई दिल्ली-110029
Vardhman Mahavir Medical College & Safdarjung Hospital, New Delhi-110029



बाल रोग विभाग

DEPARTMENT OF PAEDIATRICS

Ward 18 & Unit-III / VI

Name	kilika	Time/Date of admission	20/06/24
Age/Gender	10 months) F	Time/Date of discharge	22/06/24
MRD no	5370	Weight	16 kg

Primary Diagnosis	K1c/o Down's phenotype & severe pneumonia
Associated Diagnosis	& ACHD & Hirshprung's disease
Complications	

GIGGLES FOUNDATION

PRESENTING COMPLAINT:

40 fever x 4 days
fast breathing 15 days
K1c/o Down's phenotype & ACHD (VSD & ASD)
& Hirshprung's disease

HOPI:

child had fever since 4 days, 101-102°F, relieved by tepid sponging; no diurnal variation, wt & w chills & rigors

child has developed fast breathing, chest indrawing & nasal flaring.

PAST HISTORY:

↓
followed up in AIIMS & was referred to SH for pneumonia



अखिल भारतीय आयुर्विज्ञान संस्थान, नई दिल्ली-110029
 ALL INDIA INSTITUTE OF MEDICAL SCIENCES, NEW DELHI -110029
 आपातकालीन विभाग

(REVISIT)

(DEPT. OF EMERGENCY MEDICINE)



UHID No:107407395

आपातकालीन नं.(Emergency No): 2024/030/0074014

दिनांक DATE: 18/07/2024

समय TIME: 05:57:57 PM

NON-MLC

नाम NAME: MISS RITIKA KUMARI

आयु AGE : 11 months 22 days

लिंग/SEX : F

D/O : INDAL KUMAR SHARMA

पता ADDRESS: मकान संख्या H.NO: DUMRIYA GAYA

गली / मुहल्ला STREET/MOH:

शहर/प्रखंड CITY/BLOCK:

पिन PIN: 0

राज्य STATE: BIHAR

दूरभाष सं. PHONE NO: 8010845433

मोबाइल MOBILE NO: 8010845433

स्थान Location:

Paediatrics Emergency

द्वारा BROUGHT BY: Relative : FATHER

Criticality: Red / Yellow / Green

Triage: Responsive/ Unresponsive HR /min BP mmHg RR /min SpO2 %

Shifted to Paeds/ Main/ New Emergency

Presenting Complaints

Down Syndrome / ACHD

No fever & Udd
cough

fat loss x Udd.

Primary Assessment (ABCDE) : Assessment Pentagon

Airway	GIGGLES FOUNDATION	Disability
Open & stable : Yes/No If No.....	HR...../min	GCS.....
Breathing: RR/min Efforts: Normal/Poor/increased	CFT.....secs.	Pupil size...../min
Auscultation: Air entry: <i>Blk mddy Sun</i>	BP.....mmHg	Pupillary Reactions.....
Normal/poor/Differential	Peripheral pulse: Poor/Good	Motor activity: Normal &
Added sounds: None/Stridor/Wheeze/Crackles	Central pulse: Poor/Good	Symmetrical/Asymmetrical/ Posturing/Flacidity/Seizure
SpO2 on Room air..... <i>92% 100%</i>	Skin temp: Warm/cool	Blood Sugar.....mg/dl
<i>CO2 - 5.6ly</i>	Others	Exposure: Temp..... Colour: Normal/pallor/cyanosis /mottled Any other skin lesions.....

Diagnosis

Down Syndrome / ACHD / Udd

*to do
CBC
- VBM
- Udd
- CXR*

अखिल भारतीय आयुर्विज्ञान संस्थान, नई दिल्ली-110029
ALL INDIA INSTITUTE OF MEDICAL SCIENCES, NEW DELHI-110029

नाम Name: Ritika Kumari
उम्र Age: 11m
सर्विस Service: [Blank]
दिनांक Date: 18/7/24
य.एच.आर्.डी. नं. UHID No.: 107407395
प्रोफेसर इंद्राज Professor I/C: Dr. Madhulika, Dr. Neeraj
Notes written by: Dr. Sarah R

CLINICAL NOTES

18/7/24
7:20 AM

K/clo: Down Syndrome [47, XX, +21]
OS - ASD, Restrictive VSD

wt = 5.6 kg

Fever - 4 days

No cough, No rhinitis, No cry during micturition.
No poor feeding

GIGGLES FOUNDATION

Old: child alert, Responding to parents

RR = 48/min mild SCR

AEBC, Occasional weph ⊕

SpO₂ = 92% in RD

97% in O₂ prong

PR = 122/min CRT 3 sec

Peripheri warm

PSM ⊕, No S₃

Liver 1 cm ↓ SCM

Imp: A/c febrile Illness
? LRI, ? A/c Bronchiolitis

हृदय वक्ष एवं तंत्रिका विज्ञान केन्द्र
ब० रो० वि०
अ० भा० आ० सं०, नई दिल्ली-110029
Cardiothoracic & Neurosciences Centre, O.P.D.
A.I.I.M.S., New Delhi-110029

दिनांक/Date	CV 2024/014/0016184 ₹0 Cardiology			
विभाग Deptt.	UHID: 107407395 Paed.Cardiology			उम्र Age
यू०एच०आई० UHID No.	Date 10/06/2024 MON	Name RITIKA KUMARI	10M 14D /F	
	D/O INDAL KUMAR SHARMA	Phone No. 8010845433	General	
	Consultant Room 21	Dr. S RAMAKRISHNAN		लिंग Sex
	SR Room 14	DR SUAD	Prv. Reg. No.	

Diagnosis

(10) New

SpO₂ - 98%

H.R. - 130

Down **GIGGLES FOUNDATION**

Restrictive VSD (L→R)
/OS-ASD

Stop
humped

Adm

Exp. Vt D₃ hnd
OD

Rw after boost

ECHOCARDIOGRAPHY REPORT

DEPARTMENT OF CARDIOLOGY, CARDIOTHORACIC CENTRE
ALL INDIA INSTITUTE OF MEDICAL SCIENCES, NEW DELHI-110029

NAME Ritika AGE..... 8mm SEX MF DATE..... 26/11/24 .
ECHO NO. 10324 CV NO..... UHID NO. 10740739R C.R. No
HEIGHT.....cm WEIGHT.....Kg. BSA.....m² ref. Physician.....

Referring Diagnosis Down syndrome

Quality of Imaging Poor/Adequate/Good Done by Dr. Pranav Checked by Dr.....

MITRAL VALVE

Morphology AML- Normal/Thickening/Calcification/Flutter/Vegetation/Prolapse/SAM/Doming
PML Normal/Thickening/Calcification/Prolapse/Paradoxical motion/Fixed.
Subvalvular deformity present /Absent Score.....
Doppler Normal/Abnormal mixed MR Pm
Mitral stenosis Present/Absent RR interval.....msec
EDG.....mmHg MDG.....mmHg MVA.....cm²
Mitral regurgitation Absent/Trivial/Mild/Moderate/Severe

GIGGLES FOUNDATION

TRICUSPID VALVE

Morphology Normal/Atresia/Thickening/Calcification/Prolaps/Vegetation/Doming
Doppler Normal/Abnormal mild - mod. TR Pm
Tricuspid stenosis Present/Absent RR interval.....msec
EDG.....mmHg MDG.....mmHg
Tricuspid regurgitation Absent/Trivial/Mild/Moderate/Severe Fragmented Signals
Velocitym/sec Pred. RSVP-RAP+.....mmHg

PULMONARY VALVE

Morphology Normal/Atresia/Thickening/Domng/Vegetation
Doppler Normal/Abnormal
Pulmonary stenosis Present/Absent Level
PSG.....mmHg Pulmonary annulus.....mm
Pulmonary regulation Present/Absent
Early diastolic gradient.....mmHg End Diastolic gradient.....mmHg

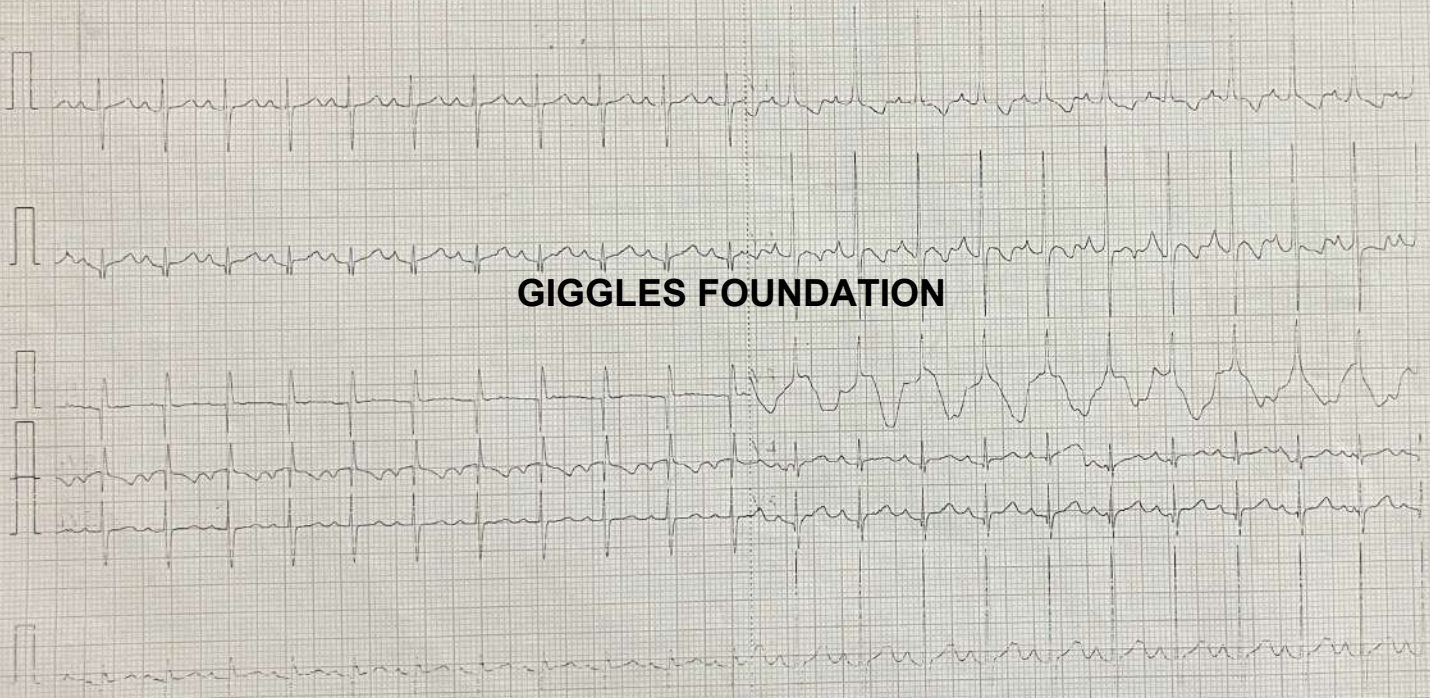
AORTIC VALVE

Morphology Normal/Thickening/Calcification/Restricted Opening/Flutter/Vegetation No.of cusps1/2/3/4
Doppler Normal/Abnormal
Aortic stenosis Present/Absent Level
PSG.....mmHg Aortic annulus.....mm
Aortic regurgitation Absent/Trivial/Mild/Moderate/Severe

Ridike

Record performed by

GIGGLES FOUNDATION



Measurements	Normal Values		Normal Values
Aorta	(21-22 mm/m ²)	LA es	(21-22 mm/m ²)
LV es 13mm	(16-19 mm/m ²)	LV ed 25mm	(19-32 mm/m ²)
IVS ed	(06-10 mm)	PW(LV)ed 5.5mm	(07-11mm)
RV ed	(4-14 mm/m ²)	RV Anterior Wall	(Upto 5mm)
EF 65%	(62-80%)		
IVS Motion	Normal/Flat/Paradoxical		
IAS			

CHAMBERS

LV	Normal/Enlarged/Clear/Thrombus/Hypertrophy Contraction Normal/Reduced
LA	Normal/Enlarged/Clear/Thrombus
RA	Normal/Enlarged/Clear/Thrombus
RV	Normal/Enlarged/Clear/Thrombus

PERICARDIUM Normal/Thickened/Calcification/Effusion.

GIGGLES FOUNDATION

REMARKS

- normal
- @ systemic and pulmonary venous drainage.
- AVNA anorexia

TEE

- OS AIO (posteriorly placed regurgitant 2 deg mitr 2e3mm)
- Reruptured plus VSD (L → R)
- Reruptured by snr (pa = 20mmHg)
(Low pa due to mitr reg Down)

DIAGNOSIS

- No additional VSD
- No PDA/AHA @
- No CoA

Final Impression

Down up/down
OS AIO / Reruptured
VSD (L → R)

- @ 60 features / no USR

Resident

Consultant

हृदय वक्ष विज्ञान केन्द्र, ब०रो०वि०
CARDIOTHORACIC SCIENCES CENTRE, O.P.D.
अ.भा.आ.सं., नई दिल्ली - 110029
A.I.I.M.S., NEW DELHI - 110029

CARDAIC CLINIC

C.V. No. _____

Date _____

CV 2024/014/0016184
UHID: 107407395
Date 10/06/2024 MON
Name RITIKA KUMARI
D/O INDAL KUMAR SHARMA
Consultant 21 SR Room 14
Address: DUMRIYA GAYA PIN:0, BIHAR INDIA

Cardiology
Paed. Cardiology

10M 14D /F

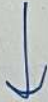


Sex.....

Referred by

PRESENTING SYMPTOMS :

10m/F.
GIGGLES FOUNDATION



Temp/ ~~NSCS~~ / CAB / B-WT - 2.5 Kg / No NIKES
stay.

PRESENT HISTORY :

Incidentally by CHD

from screening OPD

No Cyanosis

No SCS cycle

No Excessive Sweating.

PHYSICAL EXAMINATION

Name _____ Cl. No. _____ Date 10/05/24

Ht. (Cm.) _____ Wt. (Kg.) 95 Downs

Pallor - Cyanosis - Clubbing - Edema -

Jaundice - S.C. Nodule - Thyroid - JVP -

Pulse 130 Min. Reg/Irreg reg

E.P. Supine R.A. _____ LA _____ RL _____ LL _____

Sitting R.A. _____ LA _____ Standing RA _____ LA _____

Peripheral Pulsations RC _____ LC _____ RSC _____ LSC _____

RA _____ LA _____ RB _____ LB _____ RR _____ LR #

RF _____ LF _____ RP _____ LP _____ RDP _____ LDP #

Bruits (Specify area) _____

C.V.S. Apex beat _____

LPSH _____ Thrill _____

St (+) S2 (+) Spilt _____ A2 _____ P2 _____

S3 _____ S4 _____ OS _____ Click _____

Murmurs None **GIGGLES FOUNDATION**

Chest B/L ASE (+)

Abdomen Soft Liver _____ Spleen _____ Kidneys _____

Ascites _____ Abd Veins _____

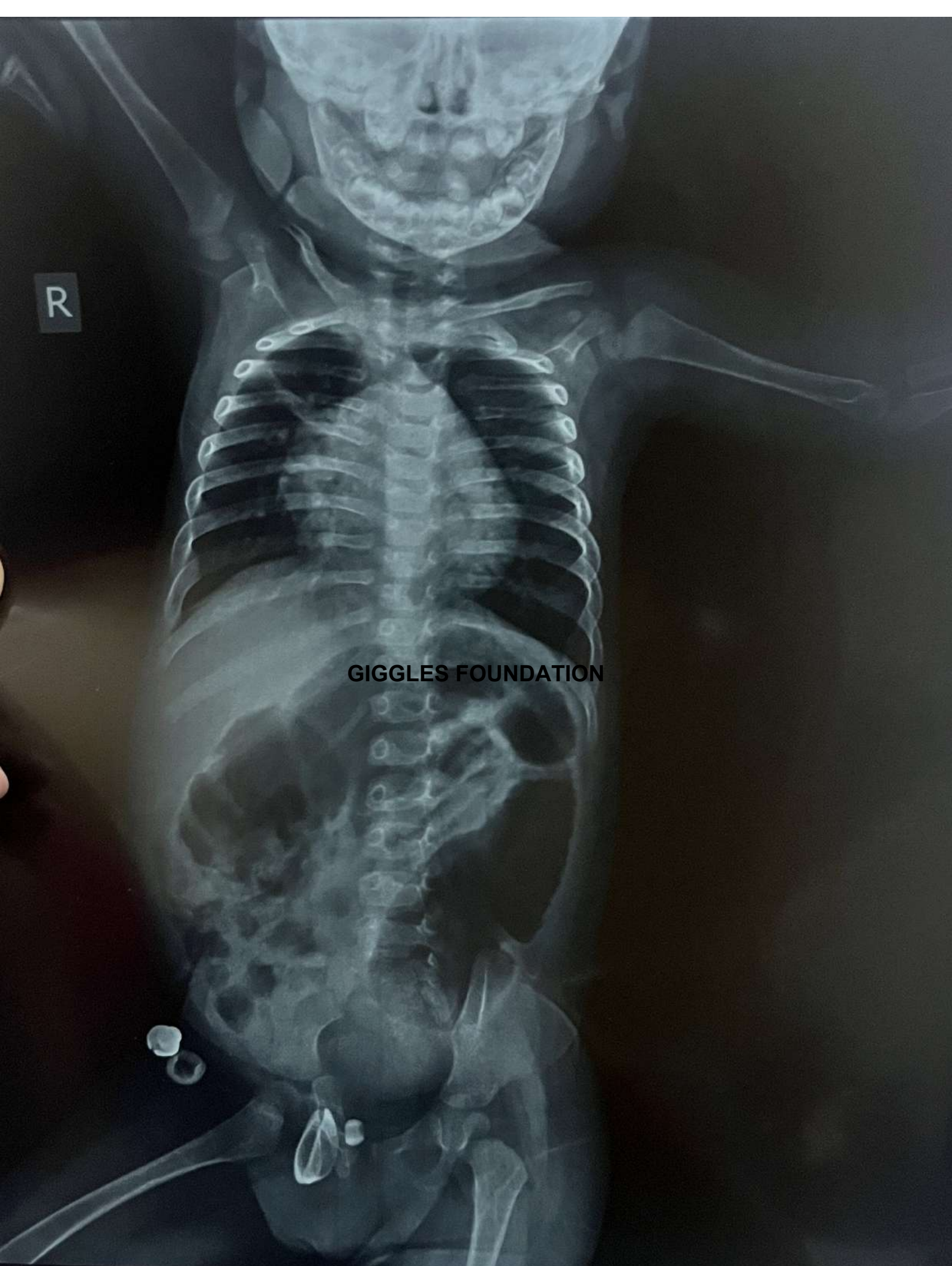
Fundus _____

C.N.S. No ASD.

Diagnosis Downs Syd.

Functional Class (NYNA) I, II, III, IV. ACHD ↑ sp.

Management : 2 AVSD



R

GIGGLES FOUNDATION